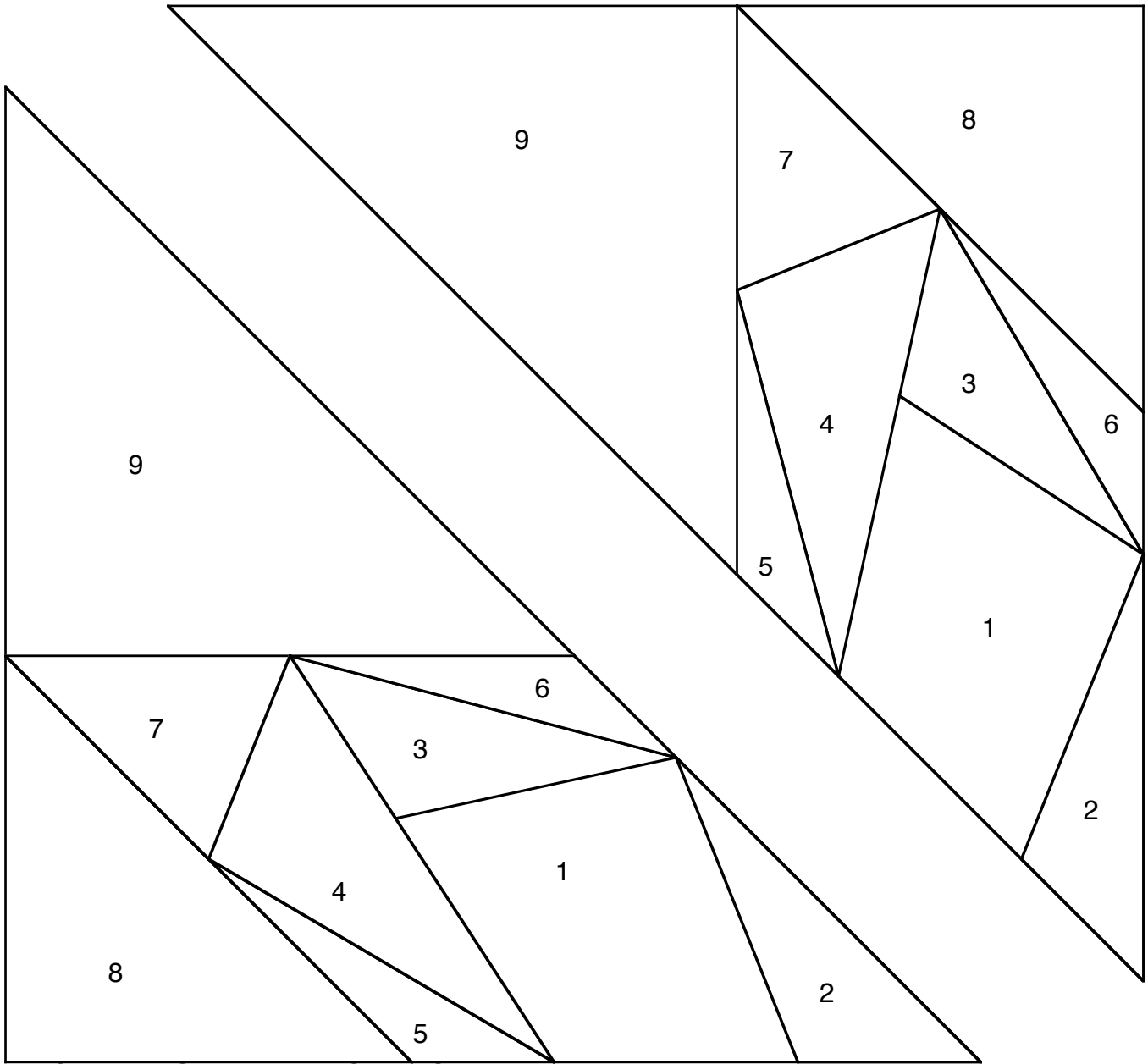



6" Section A Quilts of Valor Star © Carol Doak 2023



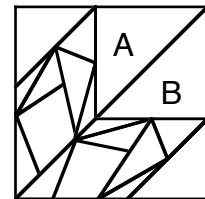
6" Section B Quilts of Valor Star © Carol Doak 2023

Block-front drawing




Paper piece 4 A sections and 4 B sections and trim each 1/4" from the outside line.


This square measures 1"



Make 4



Make 4 copies of page 1 on Carol Doak Foundation Paper and 1 copy of this page on regular paper.






Cutting List for one 12" block

Fab ric	Number to Cut	Size to Cut	Location Numbers	Section
Gold	8	1 3/4" x 3 1/2"	2	A, B
Red stripe	8	1 3/4" x 3 3/4"	4	A, B
Red	8	1 3/4" x 3"	3	A, B
	8	2 1/4" x 2 1/4"	7	A, B
White	16	1 1/4" x 3 1/2"	5, 6	A, B
	8	3" x 3 1/2"	1	A, B
Blue	4	3 3/4" x 3 3/4" [/]	8	A, B
	4	4 3/4" x 4 3/4" [/]	9	A, B

[/] Indicates to cut the squares and cut them once diagonally

Other color options



Quilt suggestion

